


# AXI-PATH RECORDERS

## 7600 AP Axi-Path III Recorder

The Axi-Path III is a pana-digit jaw movement recorder. It includes a comfortable, light weight head frame that supports right and left vertical graph papers over the transverse intercondylar axis area. The head frame requires no maxillary clutch. The mandibular frame consists of a disposable plastic attachment clutch, a cross bar and right and left axis locating arms. The protrusive pathway is recorded in analog form in the sagittal plane on the graph papers, while the horizontal recording in digital form is used to select preformed analogs of condylar axis motion. The axis/orbital reference plane and see-through protractor are used to adjust the angulation of the articulator condylar guides (motion analogs).


The Axi-Path III Recorder features the macro-micro adjustable axis recording arms for easy and accurate location and transfer of the transverse axis.



(Macro-Micro Adjust Axis Arms)


## 7501 AP Axi-Path II Recorder

The Axi-Path II Recorder is identical to the Axi-Path III except for the axis recording arms which use a friction type (E-Z Find) macro adjustable clamp for simple and rapid location of the axis.



(Macro Adjust Axis Arms)

## AXI-PATH RECORDER ACCESSORIES




### **7040 AP Edentulous Outriggers**

The Edentulous Outriggers are used with either the Axi-Path II or Axi-Path III Recorder. They attach to the cross rod to add outriggers which support two elastic bands to form a sling under the patient's mandible. The anterior discluder on the Axi-Path clutch contacts the anterior edentulous ridge to hold the disposable clutch onto the edentulous ridge during the recording procedure.



### **7691 AP Disposable Clutches (10)**

The clutches are used with the Axi-Path Recorder. Each clutch comes with three different size discluders (S,M,L). The clutches are designed to break apart in four sections for easy removal after the jaw movement recording procedure is completed. They can be cut shorter by the operator so that one size fits all. The clutch is attached to the mandibular teeth with quick setting plaster.



### **7685 AP Axis Graph Papers (set of 20-paper)**

These Graph Papers are used with either the Axi-Path II or Axi-Path III Recorder. They are printed on crack-n-peel adhesive backed paper for easy placement on the Axi-Path graph supports. The lines are marked in 1mm, 5mm and 10mm squares. The graph papers are conveniently marked with 12:00, 3:00, 6:00 and 9:00 positions for easier location of the transverse axis.



### **7686 AP Marking Dye (certified U.S. Government standard)**


This dye is used to mark the transverse (hinge) axis on the patient's skin for axis face-bow transfer.



### **9531 AP Writing Leads (12 Red)**

### **9530 AP Writing Leads (12 Black)**

These are replacement leads for the writing stylus for tracing mandibular movements during the recording procedure with the Axi-Path II or Axi-Path III recorders.



### **7695 AP Rubber Head Bands (2)**

These are replacement head bands for the Axi-Path II and Axi-Path III recorders.