


EDUCATIONAL MATERIALS

BDVS-12 BioEsthetic Dentistry Video Series

BDDVD-6 BioEsthetic Dentistry DVD Series

This Lecture is presented by Dr. Robert Lee on BioEsthetic Dentistry. In this series he covers topics like: Relationship of Form to Function, Smile Symmetry and Balance, Esthetic Plane vs. Functional Plane, Observations of Long Lasting, "Trouble-Free" Dentitions, etc. The series consists of 12 ~ one hour VHS video tapes, or 6 ~ 2 hour DVD's. Both are accredited for CDA continuing education units.



2605 EM Bio-Esthetic Study Models (Class I w/mounting adapter)


2625 EM Bio-Esthetic Study Models (Class II w/mounting adapter)

Designed to reflect his concept of ideal genetic tooth forms. The study models are based on Dr. Lee's observations of long lasting "trouble free" natural dentition and were waxed and carved by Dr. Lee's long time technician, Mick Illich. Molded in durable white resin, they are ideal occlusal treatment guides for dentists, orthodontists, laboratory technicians and dental students as well as for patient education.




5954 EM The Function of Teeth

The "Functions of Teeth" covers Dr. Lundeen's and Dr. Gibbs's research on bite force and Jaw movements and correlates their research with Dr. Lee's research of jaw movements and how these movements relate to articulators.



5952 EM Introduction to Occlusal Anatomy

The "Introduction to Occlusal Anatomy" waxing manual will help develop an understanding of why the occlusal surfaces of the teeth have certain shapes by relating opposing teeth to each other.



5953 EM Fundamentals of Esthetics

(Quintessence Publication, Dr. Claude Rufenacht, author)

Dr. Lee's chapter "Esthetics and Its Relationship to Function" explains his concepts of Bioesthetic Dentistry (Form and Function). With over 72 pages and 183 color illustrations, Dr. Lee's chapter occupies about 20% of the book.



5401 EM Basic Articulator Module Procedure Manual

The Basic manual contains 250 step by step line drawings of the face-bow procedures, interocclusal records, and mounting procedures as well as a parts appendix.

5403 EM Advanced Articulator Module Procedure Manual

The advanced manual includes 350 step by step line drawings of the Axi-Path recording procedure, mounting on the true axis, how to select the appropriate preformed Bennett guides.

5053 EM Basic Instruction Video (Articulator System)

This video tape covers the basic module procedures. Dr. Lee demonstrates face-bow transfer, centric and protrusive interocclusal records, mounting casts on the articulator as well as adjusting the articulator. Video is approximately 1 hour.

