


EDUCATIONAL MATERIALS



BDDVD-6 BioEsthetic Dentistry DVD Series


This Lecture is presented by Dr. Robert Lee on his concept of BioEsthetic Dentistry. In this series he covers topics like: Relationship of Form to Function, Smile Design, Esthetic Plane vs. Functional Plane, Observations of Long Lasting, "Trouble-Free" Dentitions, etc. The series consists of 6 ~ 2 hour DVD's.



2605 EM Bio-Esthetic Study Models (Class I)

2625 EM Bio-Esthetic Study Models (Class II)

Designed to reflect his concept of ideal genetic tooth forms. The study models are based on Dr. Lee's observations of long lasting "trouble free" natural dentition and were waxed and carved by Dr. Lee's long time lab technician, Mick Illich. Molded in durable white resin, they are ideal occlusal treatment guides for dentists, orthodontists, laboratory technicians and dental students as well as for patient education.



5954 EM The Function of Teeth

The "Functions of Teeth" book and CD covers Dr. Lundeen's and Dr. Gibbs's research on Jaw movements and correlates their research together with Dr. Lee's research of jaw movements and how these movements relate to articulators.


5952 EM Introduction to Occlusal Anatomy

The "Introduction to Occlusal Anatomy" waxing manual will help develop an understanding of why the occlusal surfaces of the teeth have certain shapes by relating opposing teeth to each other for optimal chewing efficiency and stability.

5953 EM Fundamentals of Esthetics

(Quintessence Publication, Dr. Claude Rufenacht, author)

Dr. Lee's chapter "Esthetics and Its Relationship to Function" explains his concepts of Bioesthetic Dentistry (Form and Function). With over 72 pages and 183 color illustrations, Dr. Lee's chapter occupies about 20% of the book.



5401 EM Basic Articulator Procedure Manual

5403 EM Advanced Articulator Procedure Manual

The Basic manual contains step by step line drawings of the face-bow procedures, interocclusal records, and mounting procedures. The advanced manual includes step by step line drawings of the Axi-Path recording procedure, and mounting on the true axis.



5053 EM Basic Instruction DVD (Articulator System)

This covers the basic module procedures. Dr. Lee demonstrates face-bow transfer, centric and protrusive interocclusal records, mounting casts on the articulator as well as adjusting the articulator. DVD is approximately 1 hour.

